

Sawyer Waterscaping's

Saturday, July 9th
10am - 4pm

2011 Parade of Ponds & Waterfalls

2011 Guide Booklet

For Questions...call 634-2848



Sawyer
Waterscaping
The Pond People

Sawyer Waterscaping, LLP
3815 N. College Dr.
Cheyenne, WY 82001
307-634-2848
www.sawyerwaterscaping.com

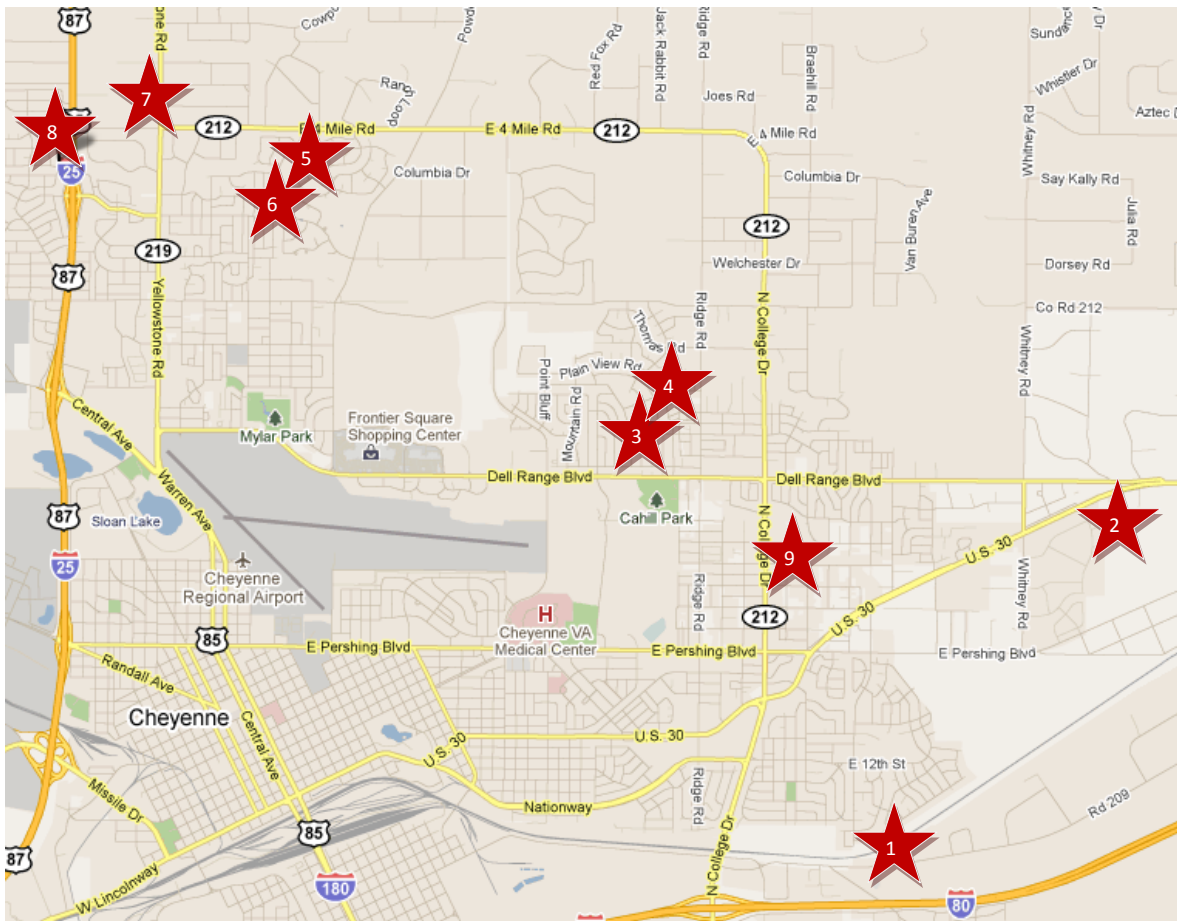
Pond Tour Details

The tour is self guided so begin anywhere you'd like!

Cost: FREE!!

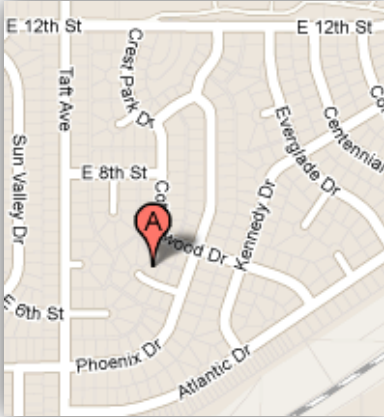
Hours of Tour: 10 am to 4 pm - please tour only during posted tour hours.

- The pond owners have very kindly agreed to let us visit their properties and they only ask that every precaution be taken to avoid any damage to their landscaping.
- Do not knock on doors, please stay on walkways, and do not disturb their plants and landscapes.
- As a courtesy to these homeowners please observe tour hours.
- Every pond and water feature is one-of-a-kind so you'll have fun at every stop. Cameras and video are welcome.
- The tour is on rain or shine!
- If you have questions, call 634-2848.



Van Der Hoeven Waterfalls - 112 Marian Circle

1



Pondless waterfalls in the front and the back grace this Sun Valley property. The front feature (installed in 2007) is an 11' stream that flows and meanders down a gentle slope adding great curb appeal. The Van Der Hoeven's enjoyed the front feature so much they decided to add a second near their back patio. The second pondless feature (installed 2011) is smaller than the front and is surrounded by a raised flagstone patio.

Directions: Van Der Hoeven's Pondless Waterfalls - 112 Marian Circle

1. Take Pershing East to Taft
2. Turn Right on Taft heading South
3. Turn left on Phoenix Dr.
4. Turn Left on Marian Circle



Wagner Pondless - 6958 Wild Bill Ct.

2



Installed just a few weeks ago, this 5' pondless water feature is surrounded by a raised flagstone fire pit and fits neatly into this backyard oasis. The raised flagstone patios, landscaping, and small water feature truly set this one apart.

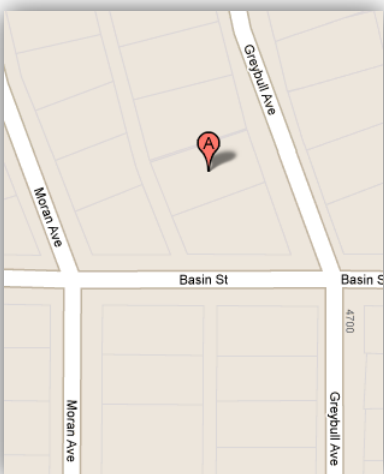
Directions: Wagner (SADDLE RIDGE) - 6958 Wild Bill Ct.

1. Head east on U.S. 30, just past Jolly Rodgers RV
2. Turn right into Saddle Ridge Development
3. Take second left, Wild Bill Ct.



Skweres/Rosado Pond - 5008 Greybull Ave.

3



This 8x11 granite pond can easily be observed from the large deck and patio area. Installed in April 2011, this water feature is in a perfect location to enjoy a cup of coffee in the morning or a cocktail in the evening.

Directions: Skweres/Rosado Pond - 5008 Greybull Ave.

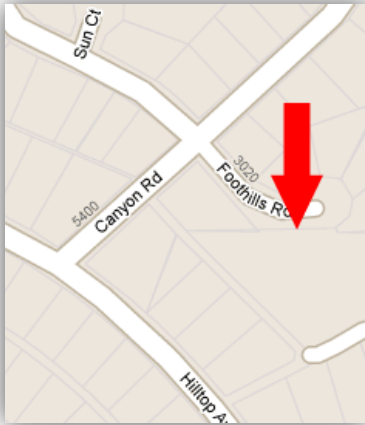
1. Head West on Dell Range
2. Turn right on Hilltop Ave.
3. Take left on Basin St.
4. Take a right on Greybull Ave.



4

Hardsocg Pond - Foothills Road off Canyon

This pond was originally a pondless waterfall back in 2005, but in 2008, the Hardsocgs enjoyed it so much they decided to add-on and convert the pondless into a pond.



Directions to Hardsocg Pond - Foothills Road off Canyon

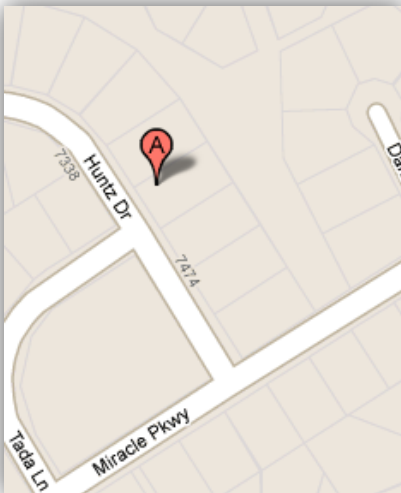
1. Head north on Hilltop Ave.
2. Turn right on Canyon Rd.
3. Take next right on Foothills Rd.
4. On right hand side of cul-de-sac.



5

Just Pond - 7466 Huntz Dr.

This 11x16 pond is flanked by large granite boulders and flagstone steppers. Installed in 2010 next to the Just's walkout basement, providing a natural slope for a nice deep waterfall.



Directions Just Pond (in the Pointe) -7466 Huntz Dr.

1. Head West on Four Mile
2. Turn left on Miracle Pkwy, just past Powderhouse
3. Turn right on Huntz Dr. (just before Point Gazebo)
4. House is on right hand side.



Before

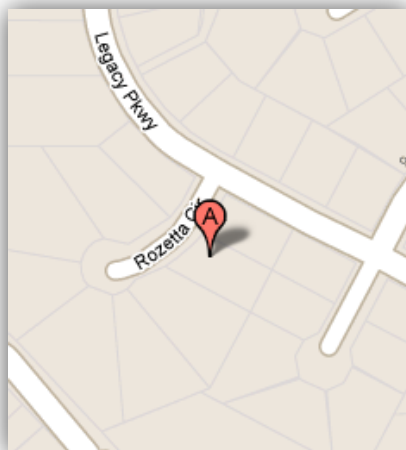


After

6


Anderson Waterfalls - 821 Rozetta Circle

Installed in May of 2011...this residence boasts two pondless features that are surrounded by Arizona Buff Flagstone. With tons of moss boulders and a lot to see, this is a can't miss stop on the tour.



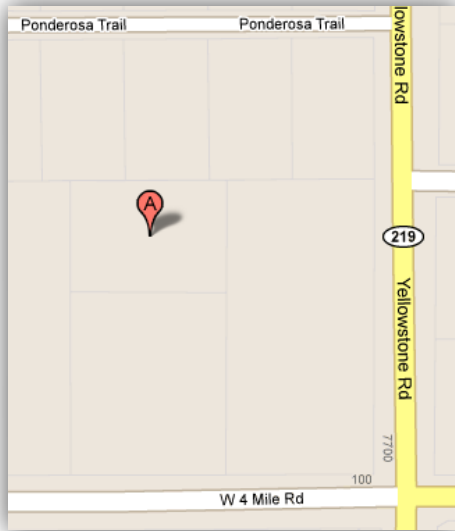
Directions to Anderson's Waterfalls -821 Rozetta Circle

1. From Justs, loop around on Huntz and turn right on Miracle Pkwy.
2. Turn right on Legacy Pkwy.
3. Turn left on Rozetta Circle
4. Residence is on the left.



7

Turner Pondless Waterfall - 7814 Yellowstone



The Turner pondless waterfall drops and meanders down a gentle slope near a beautiful and protected backyard patio. With the Turner's green thumb you can't overlook this beautiful backyard oasis.

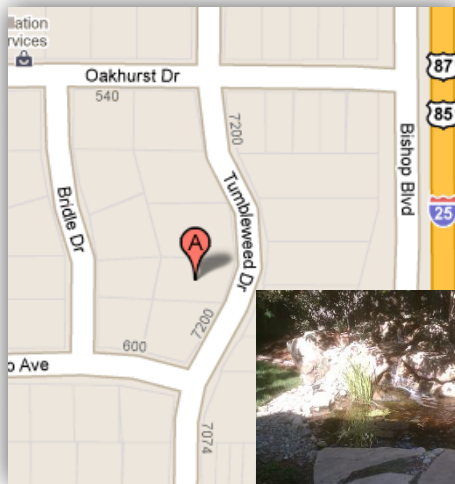
Directions to Turners Pondless - 7814 Yellowstone

1. Head West on Four Mile Rd.
2. Turn right (north) on Yellowstone
3. Turn left (very next left right after white fence, but before tan pole barn).



8


Zumo Pond - 7214 Tumbleweed



Zumo's pond was installed in the spring of 2009. It is an 11x16 pond with multiple waterfalls. In fact, the Zumo's enjoyed their feature so much they recently had Sawyer Waterscaping add an additional stream and waterfall to the pond. This water feature is set in a very protected backyard, creating their very own private retreat.

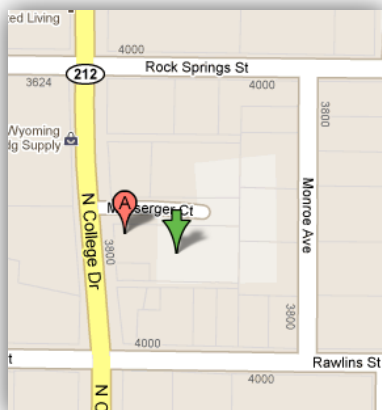
Directions to Zumo's pond 7214 Tumbleweed:

1. From Turners, head south on Yellowstone
2. Turn right (west) on Four Mile Rd.
3. Turn left on Hynd's Blvd.
4. Turn right on Vandehi (new turn-about)
5. Turn right on Bishop...then left on Oakhurst
6. Finally, turn left on Tumbleweed.



9

Sawyer Waterscaping - 3815 N. College Dr.



Stop by Sawyer Waterscaping to get 10% off any pond products purchased on Saturday, July 9th. Plus see multiple water features on display.

10% OFF

Any Pond Product

*Only valid on Saturday, July 9th, 2011

The Sawyer Waterscaping Story

Father Ron, sons Dan & Gregg, built their first pond in 1988 in their back yard. Ron, a teacher at Burns High School, had the summers off, so he and the two boys decided to have some fun and build a mountain stream in their backyard.

That one pond turned into a summer hobby of tweaking existing ponds and building new ones. After ten years of experimenting and a backyard full of ponds, eight to be exact, the Sawyers had the knowledge to start building water features for other people. It was a hobby that gained so much attention and admiration from others that they decided to give it a go. With both Dan and Gregg following in Ron's footsteps and becoming teachers, they all three had the summers to build ponds. This truly is the epitome of a family business. Their three wives also play special roles. Ron's wife, Jeanne, retired last winter as Director of Corporations, a division of the Secretary of State's office. Since, she has played an important role in customer service and as the resident garden specialist. Dan's wife, Jolie, and Gregg's wife Anya, have their hands full with three kids each, but both do what they can to help.

So in the year 2000, Sawyer Waterscaping, LLP, began their first season of building ponds and water features. By not giving up their teaching careers, they have had the opportunity to put their earnings back into the business, which has not only increased their production level, but certainly the quality of ponds they can offer.

Sawyer Waterscaping combines a keen respect for the environment with a commitment to excellence to produce top quality water features which will be enjoyed by generations to come.

We Offer

- Pond and waterfall construction.
- Pondless waterfalls
- Rock retaining walls
- Large flagstone steps
- Raised flagstone patios when accompanied with a water feature
- Pond and waterfall maintenance

Our Portfolio (some of our noteworthy water features include)

- LCCC & Eastern Wyoming (Torrington) community college
- Calvary Chapel & the Pointe Entrances
- Children's village @ the Botanic Gardens
- City Cemetery and Cheyenne Memorial Gardens
- Frontier Park, Global Spas, Crown Subdivision, & Sierra Trading Post